

Pulling Back the Curtain on NIFA's Extension Capacity Funding

Erin Daly
Senior Policy Advisor
NIFA's Office of Grants &
Financial Management

NIFA's Extension Capacity Programs

- Smith-Lever 3(b) and (c)
- 1890 Institution Extension (Section 1444)
- Expanded Food and Nutrition Education Program (EFNEP)
- Renewable Resources Extension Act of 1978 (RREA)

Appropriation Levels by Extension Program - FY 2017

Extension Capacity Programs	FY17 Appropriation (Dollars in thousands)
Smith-Lever 3(b) and (c)	\$300.0m
EFNEP	67.9m
1890 Extension	45.6m
RREA	4.0m
Total Ext Capacity Funding	\$417.5m

The Basics – Smith-Lever 3(b) and (c)

- Purpose
- Eligibility – 1862 Land-grants only

FEDERAL ADMIN	FUNDING PERIOD	CARRYOVER	MATCHING
4%	5 years	100% for up to 5 years	100% (Territories 50%)

Smith-Lever

How the formula works

- Base funding for all but insular areas set at 1962 level
 - Insular area schools receive \$100k each
- Of funds remaining,
 - 20% to each State in equal proportion
 - 40% in proportion rural population of State bears to total rural population of U.S.
 - 40% in proportion farm population of State bears to total farm population of U.S.

Who Is Receiving the Most?

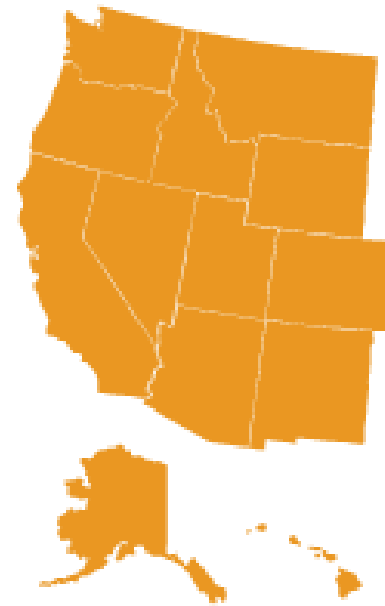
- Top 5 Institutions - Smith-Lever Funding FY17

Texas A&M	\$13.3m
North Carolina State	\$11.8m
Ohio State	\$11.3m
Penn State	\$10.6m
Univ of Illinois	\$9.8m

How does the Western Region fare with Smith-Lever funding?

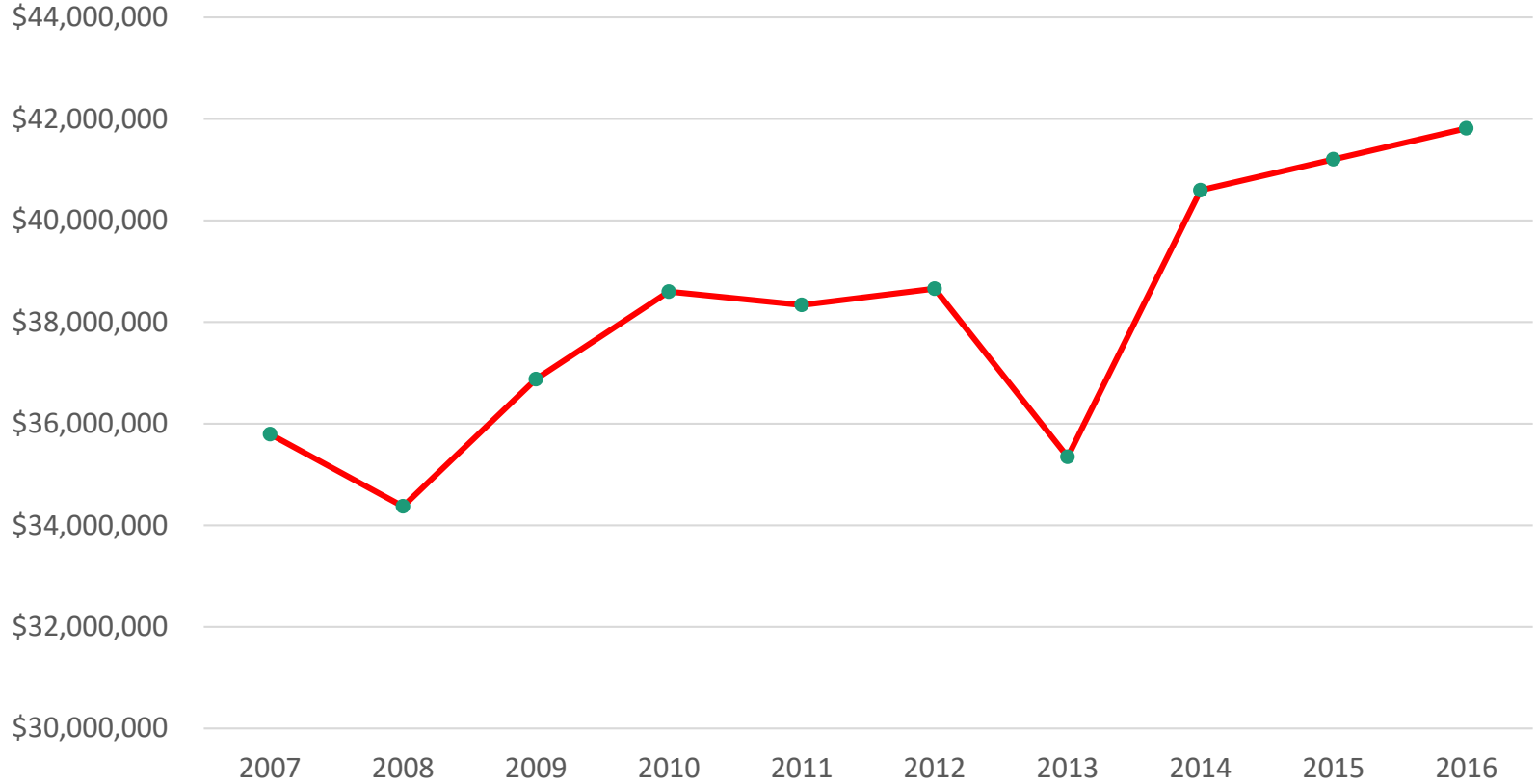
(Dollars in thousands)

California	7.9
Washington	4.4
Oregon	3.9
Colorado	3.2
Idaho	2.8
Montana	2.7
New Mexico	2.1
Arizona	2.0
Utah	1.7
Wyoming	1.6
Nevada	1.2
Alaska	1.2

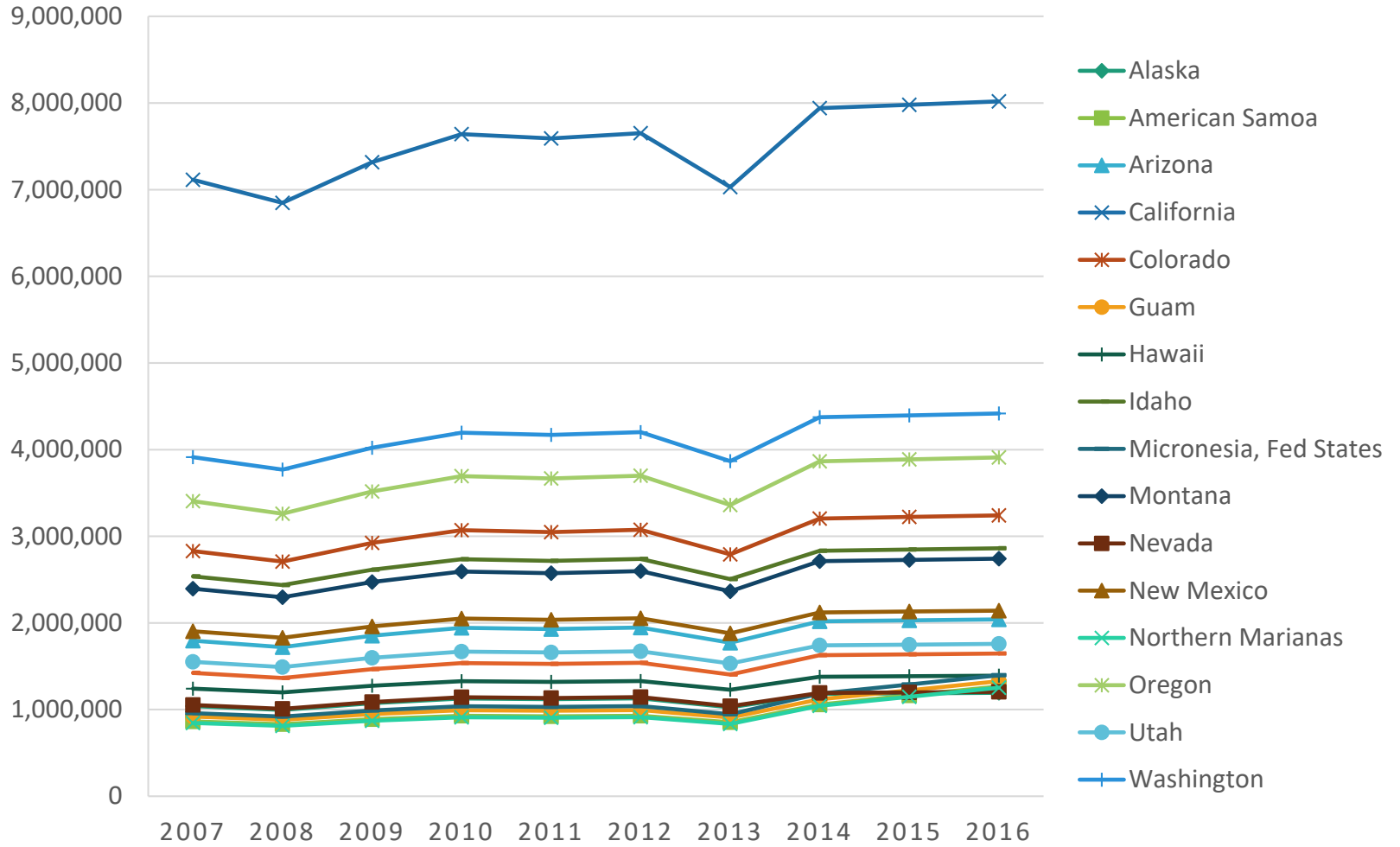


Micronesia	1.3
Guam	1.2
American Samoa	1.2
Northern Marianas	1.1

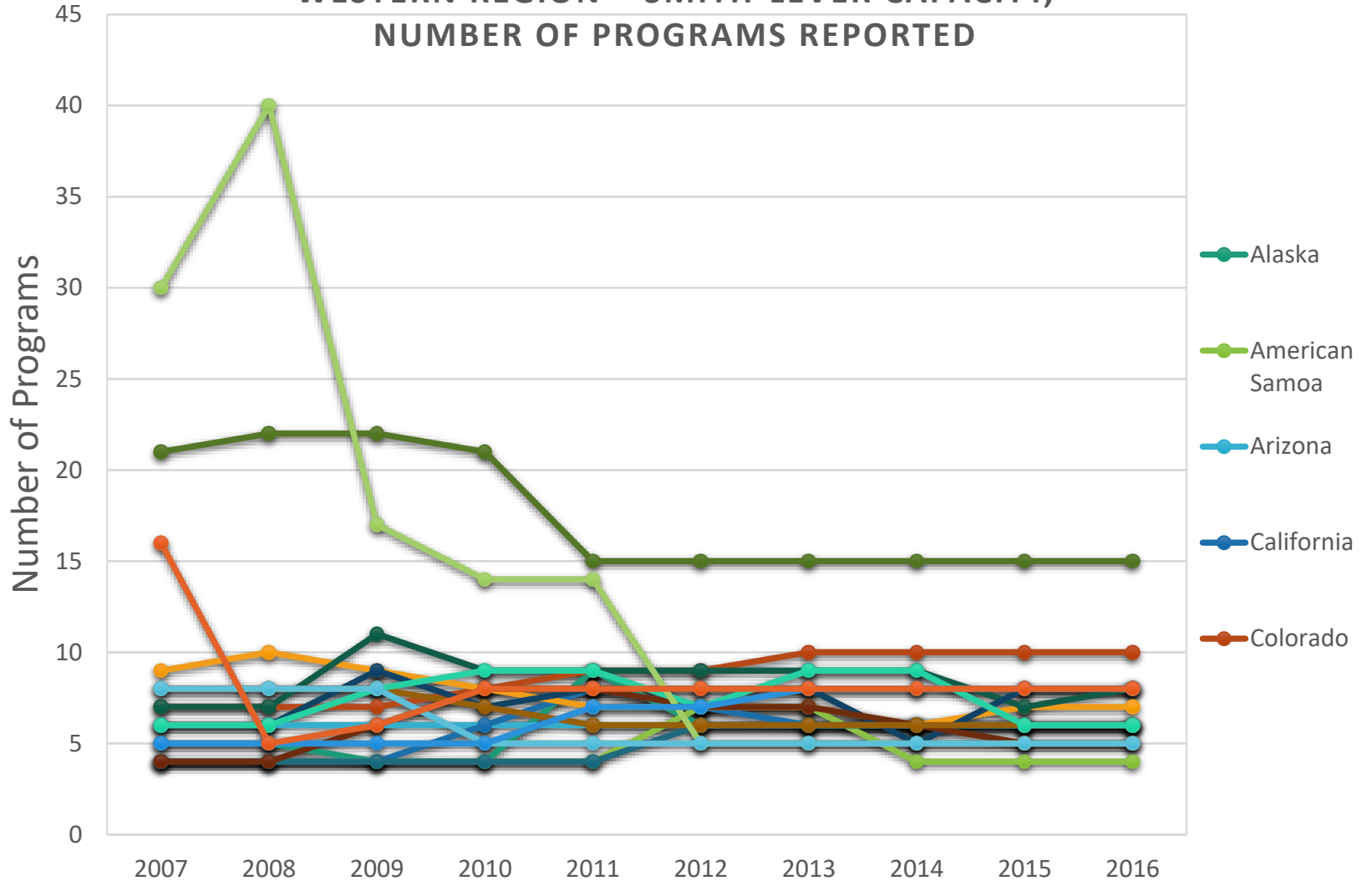
WESTERN REGION – TOTAL SMITH-LEVER CAPACITY ALLOCATIONS



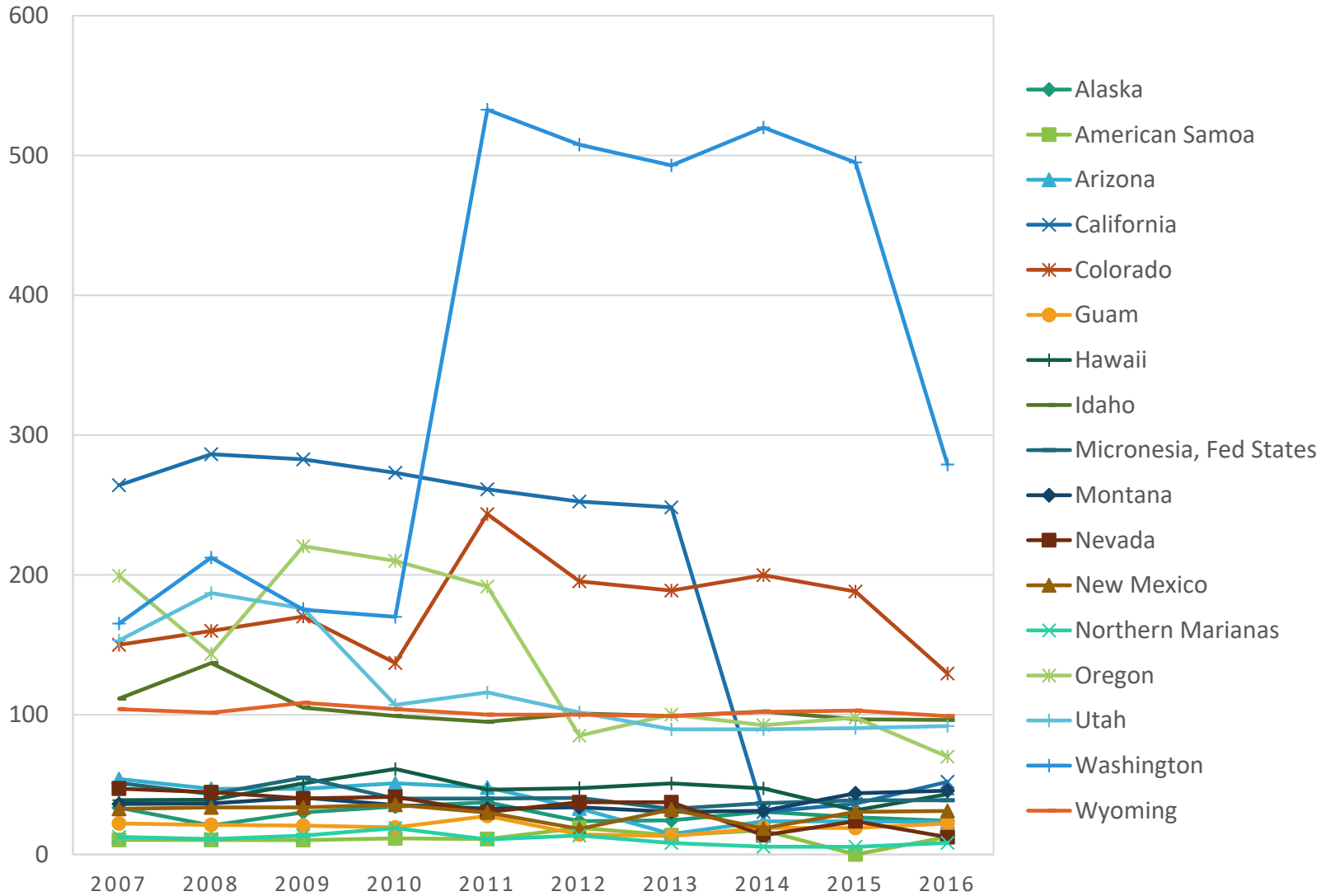
BY STATE - SMITH-LEVER CAPACITY ALLOCATIONS



WESTERN REGION – SMITH-LEVER CAPACITY, NUMBER OF PROGRAMS REPORTED



SMITH-LEVER - FULL-TIME EQUIVALENTS REPORTED BY STATE, WESTERN REGION



The Basics – Expanded Food and Nutrition Education Program

- Purpose
- Eligibility – 1862 and 1890 Land-grants, including DC and territories

FEDERAL ADMIN	FUNDING PERIOD	CARRYOVER	MATCHING
4%	5 years	100% for up to 5 yrs	No match

EFNEP

How the formula works

- For 1862s, base is equal to their institution's FY81 allocation
- For 1890s, base of \$100k provided to each 1890 institution who were added as eligible for EFNEP in 2014
 - 15% of funds appropriated in excess of FY07 allocated to 1890s based on ratio of population in their State living at or below 125% of poverty level as compared to pop living at or below 125% in U.S.

EFNEP

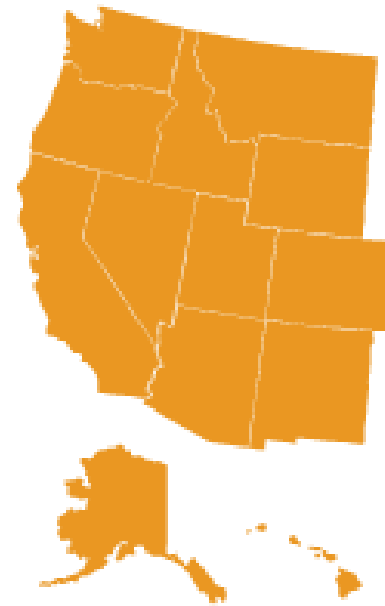
How the formula works

- Remainder allocated to 1862s based on ratio of population in their State living at or below 125% of poverty level as compared to population living at or below 125% of the poverty level in the U.S.

How does the Western Region fare with EFNEP funding?

(Dollars in thousands)

California	\$3,600
Washington	793
Arizona	714
Colorado	662
Oregon	599
New Mexico	595
Utah	410
Idaho	388
Montana	382
Nevada	293
Wyoming	276
Alaska	263



Micronesia	106
Guam	104
Northern Marianas	103
American Samoa	103

The Basics – Renewal Resources Extension Act

- Purpose
- Eligibility –

FEDERAL ADMIN	FUNDING PERIOD	CARRYOVER	MATCHING
4%	2 years	50% for up to 1 yr	No match